



**St. Edmund's School**  
Play Group to 10+2 [CBSE Affiliated]  
Sector-5, Jawahar Nagar, Jaipur.  
Ph # 0141-2651084, 2653256  
**Website :** [www.edmunds.ac.in](http://www.edmunds.ac.in) /  
**Email :** [helpdesk@edmunds.ac.in](mailto:helpdesk@edmunds.ac.in)

**SESSION 2025-26**  
**CLASS - SENIOR K.G.**

# **Summer Vacation Assignment**



Dear Parents,

Summer holidays are the time of the year when you get an opportunity to spend time with your child. Suggested activities for kids to do at home.

Here are some activities given to help your child to become independent and confident

1. Zipping & Unzipping.
2. Lacing Activity
3. Opening & Closing of lids of small & big containers.
4. Transferring objects with a spoon or tongs.
5. Tear a chapati and eat with vegetable.

**Suggested Movies to watch:**

1. The Jungle Book
2. Snow white & the seven dwarfs.
3. Any of your choice

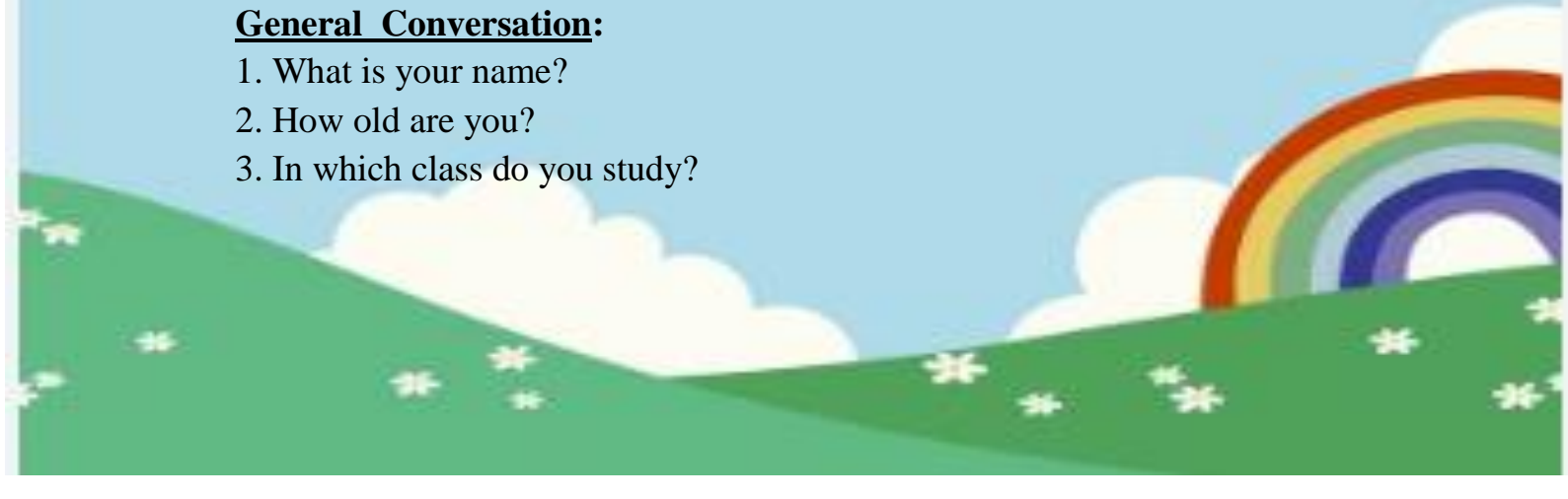
**Suggested books**


Books are a man's best friend. Buy different picture colouring books and story books for your child. Let the child to practice picture reading and colouring the sheets in the colouring book. Like Fat cat on a mat.

**Get close to nature**

Take your child for regular morning walks to breathe in the fresh air. Make them aware of the benefits of the morning walk and tell them about different types of plants, flowers, and birds so they can generate love for nature.

**General Conversation:**

1. What is your name?
  2. How old are you?
  3. In which class do you study?
- 

- 
4. What is the name of your school?
  5. What is your father's name?
  6. What is your mother's name?
  7. May I come in ma'am, may I drink water!
  8. May I go to washroom!
  9. I am feeling thirsty please give me a glass of water.

Involving a little fun is the best way to teach a child so visit the following places as it will help your child in gaining knowledge .

1. Zoo
2. Marketplace
3. Religious place
4. Historical place
5. A park

Take a picture of each and make a collage.

Help your child to become independent by encouraging them to try the following activities:\_

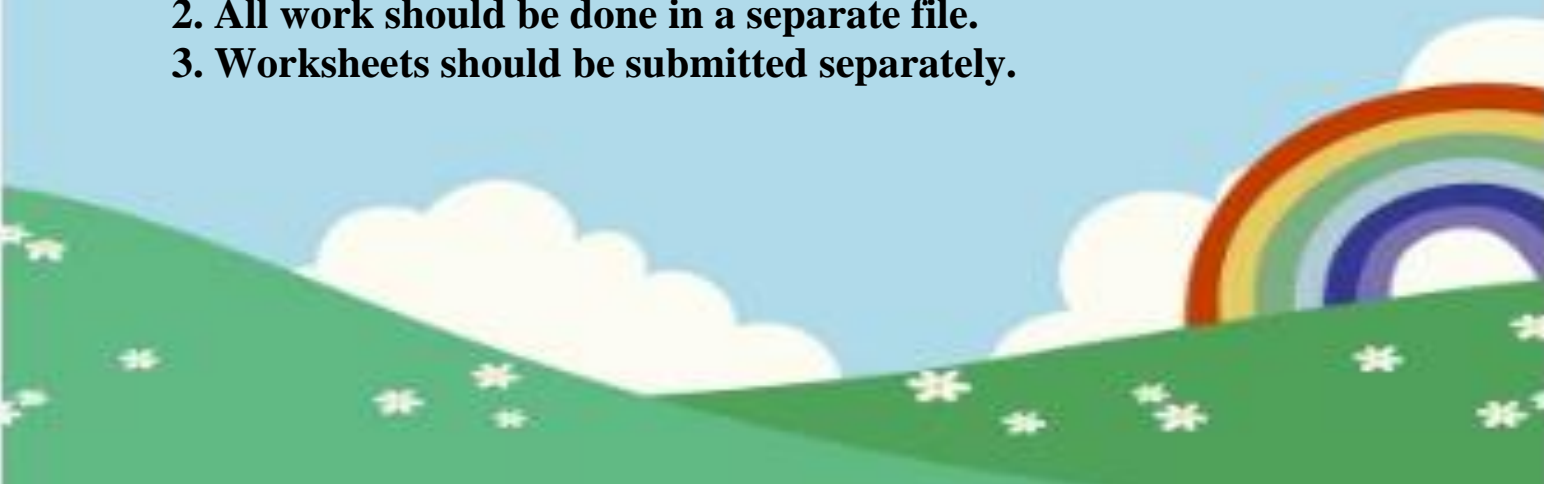
1. Brushing teeth
2. Taking bath
3. Dressing up
4. Buttoning / Unbuttoning
5. Helping your mother

### **Celebrate Father's Day**

"A father is someone who holds you when you cry,  
Scolds you when you break the rules,  
Shine with pride when you succeed  
And has faith in you even when you fail"

Celebrate father's day with your father on (15<sup>th</sup> June) and send any 1 picture in our class group.

### **NOTE:**

- 1. Activities should be done under parents supervision.**
  - 2. All work should be done in a separate file.**
  - 3. Worksheets should be submitted separately.**
- 



## English



“If you want to change the world,  
pick up your pen and write”



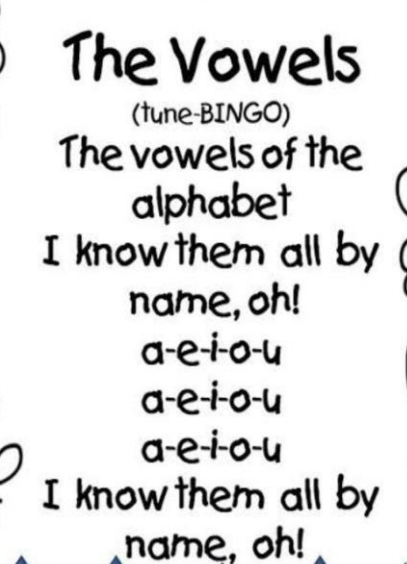
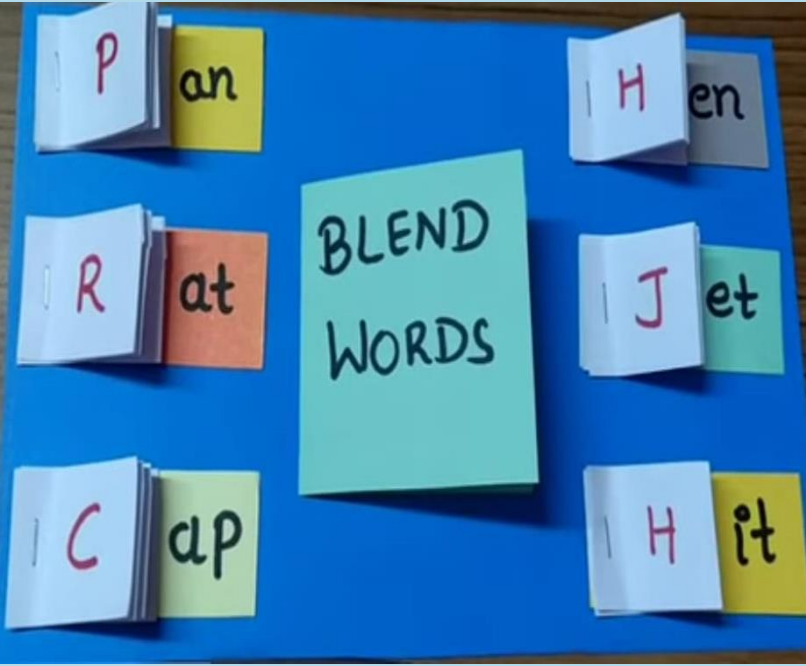
So what are you waiting for.....

Q1. Let's pick up your pencil and start practicing capital and small cursive (5 times) (*Aa to Zz*)

*Cursive Writing A to Z*

*Aa Bb Cc Dd Ee Ff*  
*Gg Hh Ii Jj Kk Ll*  
*Mm Nn Oo Pp Qq Rr*  
*Ss Tt Uu Vv Ww Xx*  
*Yy Zz*

Q2. Make your sound words chart or cards with the help of vowels (a, e, i, o, u).



# The Vowels

(tune-BINGO)

The vowels of the  
alphabet

I know them all by  
name, oh!

a-e-i-o-u  
a-e-i-o-u  
a-e-i-o-u

I know them all by  
name, oh!

a e i o u

The vowels of the alphabet

I know them all by name, oh!


a-e-i-o-u

a-e-i-o-u

a-e-i-o-u

I know them all by  
name, oh!

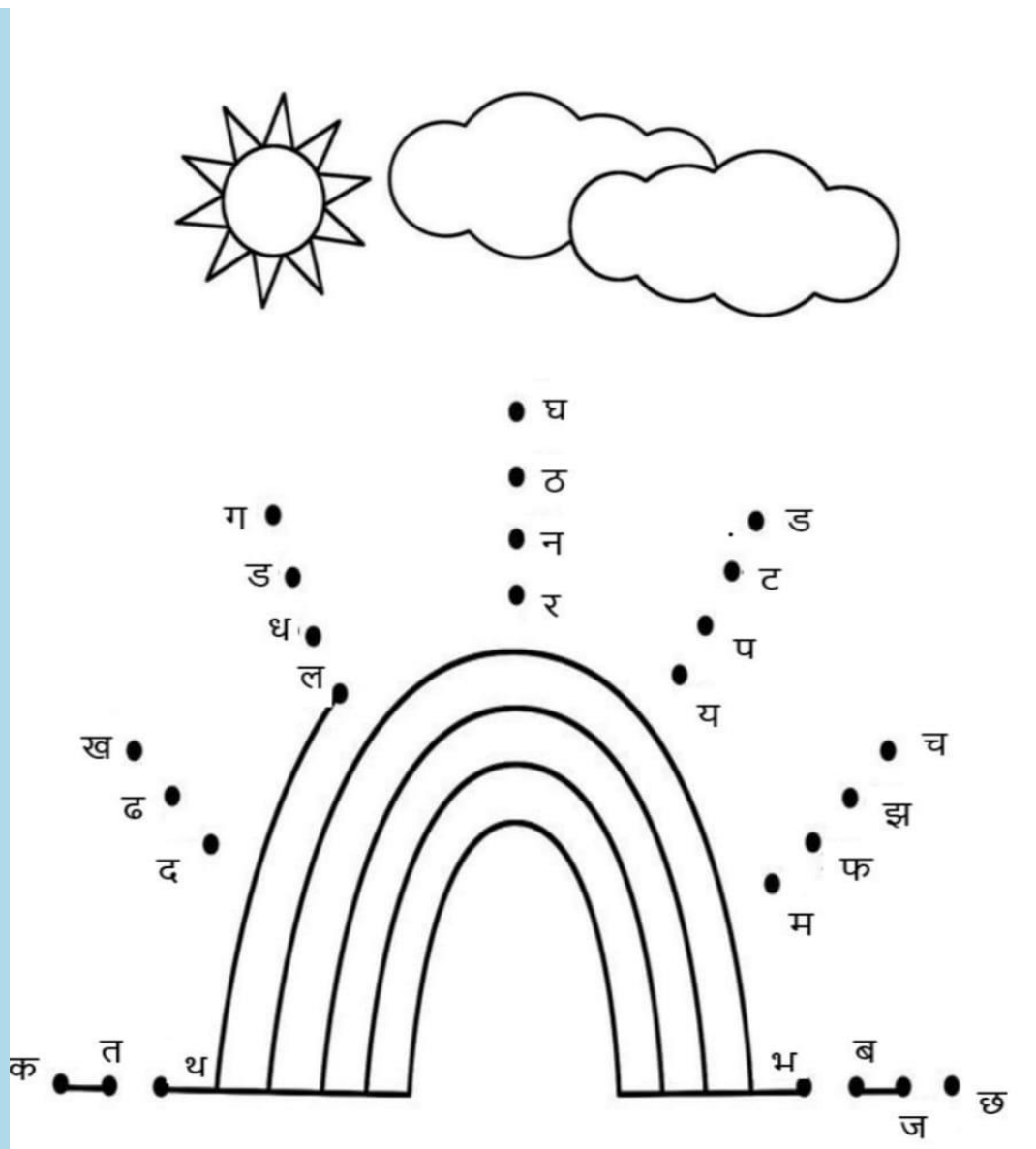
deigu



# हिन्दी

प्र.1 क से श्र तक लिखो व याद करो :(2 बार)

प्र.2: व्यंजनों के बिंदुओं को जोड़कर चित्र पूरा कीजिए व रंग भरिए





प्र.3 : थर्मामीटर या रंगीन चार्टपेपर की सहायता से मात्राओं की घड़ी बनाइये



प्र.4 नीचे लिखी कविता याद कीजिए व एक्शन के साथ कविता सुनते हुए अपनी वीडियो रिकार्ड करवाईए तथा अपनी शिक्षिका को भेजिए।

### टमाटर



16.4.25 . ८.००

अहा! टमाटर बड़ा मजेदार।  
एक दिन इसको चूहे ने खाया,  
बिल्ली को भी मार भगाया।  
एक दिन इसको चींटी ने खाया,  
हाथी को भी मार भगाया।  
खाओ करके टुकड़े चार,  
अहा! टमाटर बड़ा मजेदार।

### वीर सिपाही




माँ, मुझे बंदूक मंगा दो,  
मैं भी लड़ने जाऊँगा।  
इन छोटे-छोटे हाथों से,  
दुश्मन को मार भगाऊँगा।  
वीर सिपाही बनूँ देश का,  
सबके कष्ट मिटाऊँगा।





# Arithmetic



We all use maths many times a day numbers and shapes, measuring and solving problems are all needed for simple task like....

1. Count the currency collected in your Piggy Bank.
2. Make a vegetable sandwich with the help of your mother and count the total ingredients like cucumbers, tomatoes, potatoes & onions.

Activity: Take Rs 100/- and spend it with your parent accordingly. Mention the amount & things you bought from it & how you enjoyed it.

Q1 Make a table (2,3,4 & 5 ) wall hanging.



Q2. Practice numbers from (0 to 100.)

## Instructions :

Help your child collect or draw small pictures/objects (around 10–12) related to each sense.

decorate as per their choice.



## Art & Craft

Objective: Encourage creativity in card-making.

## Golden chart paper

Colored craft paper (for flowers and leaves)

## Craft glue

## Sketch pens



Steps to Make:

Fold a golden chart paper to form a card.

Paste a red circle inside or on the front as the main design.

Decorate the card with flowers, leaves, and pearls.

Write "Congratulations" inside or on the cover with sketch pens.

Your beautiful handmade greeting card is ready!



## Activity 2: Make a "Best Out of Waste" Pen Stand

Objective: Promote recycling and creativity.

Materials Required:

Waste cardboard rolls (toilet paper rolls)

Glitter foam sheets

Decorative pearls

Craft glue

Scissors

Black marker

Steps to Make:

Cover cardboard rolls with glitter foam sheets.

Join rolls together to create a base for the pen stand.



Make and attach a cute cat face and paws using foam sheets. Decorate with pearls and draw details with a black marker. Your recycled cat-themed pen stand is ready!



Reference Image:



**HAPPY SUMMER VACATIONS!**

**School will reopen on Wednesday 02 July, 2025.  
(08:30 am to 12:30 pm)**