



SR. K.G.

Sector-5, Jawahar, Nagar, Jaipur.

[www.edmunds.ac.in](http://www.edmunds.ac.in)

email : [helpdesk@edmunds.ac.in](mailto:helpdesk@edmunds.ac.in)












A Centrally Air-conditioned Hi-tech Pre-School

# Syllabus

2024-25

		<b>Assessment - I April-May</b>	<b>Assessment - II July to September</b>	<b>Assessment - III October to December</b>	<b>Assessment - IV January to March</b>
<b>ENGLISH</b>	[A] Reading Comprehension	Book Reading of Pg. No. - 17 to 53	Book Reading of Pg. No. - 21, 26, 54 to 59, 77 & 78	Book Reading of Pg. No. - 60 to 65, 70 & 71	Book Reading of Pg. No. - 66 to 69, 72 to 76, 79 & 80
	[B] Writing Skills	<ul style="list-style-type: none"> <li>Revision of small letters Aa to Zz with Phonics</li> <li>Cursive Capital &amp; Small Letters (Aa to Zz)</li> <li>Vowels : a, e, i, o &amp; u</li> <li>Two &amp; Three letter sound words</li> <li>Worksheets related to the topics</li> </ul>	<ul style="list-style-type: none"> <li>Digraph : ch, ck, sh, th, wh, ll, ng, ss</li> <li>Long sound words : a - ai, ay, ar e = ee, ea i = igh o = ou, ow, oo, aw, oi (Four letter words)</li> <li>Opposite Words</li> <li>Worksheets related to the topics</li> </ul>	<ul style="list-style-type: none"> <li>Use of Articles (a, an, the)</li> <li>Use of This/That/ These /Those/</li> <li>Use of helping verb (is, am, are)</li> <li>Use of Prepositions (in, on &amp; under)</li> <li>Worksheets related to the topics</li> <li>One &amp; Many</li> </ul>	<ul style="list-style-type: none"> <li>Use of Personal Pronoun (I, My, You, He, She, It )</li> <li>Genders</li> <li>Action words</li> <li>Picture Composition</li> <li>Myself (5 lines)</li> <li>My School (5 lines)</li> <li>Worksheets related to the topics</li> </ul>
	Dictation	Hard Words	Hard Words	Hard Words	Hard Words
	[C] Communication Skills & Recitation	General Question According to the monthly theme ( <b>I'm Special &amp; My amazing body</b> )  <b>Rhymes:</b> All about me & My Family	General Question According to the monthly theme ( <b>Weather &amp; Nutrition</b> )  <b>Rhymes:</b> The Season & Juicy fruits	General Question According to the monthly theme ( <b>Festivals, Calendar &amp; Go on Safari</b> )  <b>Rhymes:</b> Diwali, Day of the week & Bow-wow says the Dog	General Question According to the monthly theme ( <b>On the Way, Our Helpers &amp; Flashback</b> )  <b>Rhymes:</b> Crossing the road & Community Helpers
[D] Listening Comprehension	<b>Story :</b> Unity is strength <b>Moral :</b> Unity is strength	<b>Story :</b> The bear and The Bees <b>Moral :</b> Treat people the way you want to be treated	<b>Story :</b> The Pigeon and the Ant <b>Moral :</b> A friend in need is a friend indeed	<b>Story :</b> An Honest Woodcutter <b>Moral :</b> Honesty is the best policy	
<b>HINDI</b>	[A] Reading & Recognition	<ul style="list-style-type: none"> <li>स्वर</li> <li>व्यंजन</li> <li>दो, तीन व चार अक्षर के शब्द का दोहरान।</li> <li>आ-( ा ), इ-( ि ) की मात्रा।</li> <li>रंगों के नाम।</li> <li>चित्र सहित पहचानना और पढ़ना।</li> </ul> पेज न. - 3 से 16	<ul style="list-style-type: none"> <li>ई ( ई ), उ ( उ ), ऊ ( ऊ ), ए ( ए ) ऐ ( ऐ ) की मात्रा को चित्र सहित पहचानना और पढ़ना।</li> <li>सब्जियाँ व फलों के नाम।</li> <li>चित्र सहित पहचानना और पढ़ना।</li> </ul> पेज न. - 17 से 31	<ul style="list-style-type: none"> <li>ओ ( ओ ), औ ( औ ) अं ( अं ), अः ( अः ), ऋ ( ऋ ) की मात्रा को चित्र सहित पहचानना और पढ़ना।</li> <li>रंगों के नाम।</li> <li>जानवरों के नाम।</li> <li>चित्र सहित पहचानना और पढ़ना।</li> </ul> पेज न. - 32 से 44	<ul style="list-style-type: none"> <li>सभी मात्राओं का दोहरान।</li> <li>मेरा विद्यालय और स्वयं पर पांच वाक्य।</li> <li>विलोम शब्द।</li> <li>लिंग बदलो।</li> <li>एक अनेक।</li> </ul> पेज न. - 3 से 44, 48

	[B] Writing	<ul style="list-style-type: none"> <li>स्वर</li> <li>व्यंजन</li> <li>दो, तीन व चार अक्षर के शब्द का दोहरान।</li> <li>आ-( ा ), इ-( ि ) की मात्रा।</li> <li>रंगों के नाम।</li> </ul>	<ul style="list-style-type: none"> <li>ई ( ई ), उ ( उ ), ऊ ( ऊ ), ए ( ए ) ऐ ( ऐ ) की मात्रा।</li> <li>सब्जियाँ व फलों के नाम।</li> </ul>	<ul style="list-style-type: none"> <li>ओ ( ओ ), औ ( औ ) अं ( अं ), अः ( अः ), ऋ ( ऋ ) की मात्रा।</li> <li>रंगों के नाम।</li> <li>जानवरों के नाम।</li> </ul>	<ul style="list-style-type: none"> <li>सभी मात्राओं का दोहरान।</li> <li>मेरा विद्यालय और स्वयं पर पांच वाक्य।</li> <li>विलोम शब्द।</li> <li>लिंग बदलो।</li> <li>एक अनेक।</li> </ul>
	श्रुतलेख	<ul style="list-style-type: none"> <li>कठिन शब्द।</li> </ul>	<ul style="list-style-type: none"> <li>कठिन शब्द।</li> </ul>	<ul style="list-style-type: none"> <li>कठिन शब्द।</li> </ul>	<ul style="list-style-type: none"> <li>कठिन शब्द।</li> </ul>
	[C] Communication Skills & Recitation	सामान्य प्रश्नोत्तर। विषय के अनुसार कविता – प्यारी मम्मी और मेरा बस्ता	सामान्य प्रश्नोत्तर। विषय के अनुसार कविता – सूरज और पौष्टिक आहार	सामान्य प्रश्नोत्तर। विषय के अनुसार कविता – त्योहारों का मेरा देश, कैलण्डर, गिलहरी	सामान्य प्रश्नोत्तर। विषय के अनुसार कविता – ट्रैफिक सिग्नल, डाकिया
	[D] Listening Comprehension	<b>कहानी – चतुर खरगोश</b> <b>कहानी से सीख :</b> मुसीबत के समय अपना धैर्य नहीं खोना चाहिए।	<b>कहानी – घमंडी मुर्गी</b> <b>कहानी से सीख :</b> हमें कभी भी घमंड नहीं करना चाहिए।	<b>कहानी – ना समझ</b> बकरियाँ <b>कहानी से सीख :</b> हमें हमेशा एक दूसरे की बात मान लेनी चाहिए।	<b>कहानी – लोमड़ी और</b> अंगूर <b>कहानी से सीख :</b> अपनी हार मान लेने में कोई बुराई नहीं है।
ARITH	[A] Mental Activity	Shapes - <ul style="list-style-type: none"> <li>Circle </li> <li>Triangle </li> <li>Rectangle </li> </ul>	Shapes – <ul style="list-style-type: none"> <li>Square </li> <li>Diamond </li> <li>Oval </li> </ul>	3D Shapes – <ul style="list-style-type: none"> <li>Cube </li> <li>Cone </li> </ul>	3D Shape – <ul style="list-style-type: none"> <li>Cylinder </li> </ul> <ul style="list-style-type: none"> <li>Revision of all shapes</li> </ul>
	[B] Tables & Orals	Table of 2	Tables of 2 & 3	Tables of 2, 3, & 4	Tables of 2,3,4 & 5
	[C] Concept	<ol style="list-style-type: none"> <li>Numbers from (0 to 100)</li> <li>Backward numbers (30 to 0)</li> <li>What comes Before, Between and After</li> <li>Table of 2</li> <li>Dodging</li> </ol>	<ol style="list-style-type: none"> <li>Numbers from 101 to 200</li> <li>Ordinal No. 0 to 10</li> <li>Number Names (0 to 20)</li> <li>Backward numbers (40-0)</li> <li>Less Than, Greater Than equal to (=, &lt;, &gt;)</li> <li>Table of 3</li> <li>Dodging</li> </ol>	<ol style="list-style-type: none"> <li>Number Names (0 to 30)</li> <li>Concept of Zero.</li> <li>Addition (Horizontal, Vertical)</li> <li>Backward numbers (50 to 0)</li> <li>Numbers from 200 to 300</li> <li>Table of 4</li> <li>Dodging</li> </ol>	<ol style="list-style-type: none"> <li>Ascending &amp; Descending Order</li> <li>Subtraction (Horizontal, Vertical)</li> <li>Money</li> <li>Time</li> <li>Table of 5</li> <li>Dodging</li> </ol>
	[D] Written Work	<ol style="list-style-type: none"> <li>Numbers from (0 to 100)</li> <li>Backward numbers (30 to 0)</li> <li>What comes Before, Between and After</li> <li>Table of 2</li> </ol>	<ol style="list-style-type: none"> <li>Numbers from 101 to 200</li> <li>Ordinal No. 0 to 10</li> <li>Number Names (0 to 20)</li> <li>Backward numbers (40-0)</li> <li>Less Than, Greater Than equal to (=, &lt;, &gt;)</li> <li>Table of 3</li> </ol>	<ol style="list-style-type: none"> <li>Number Names (0 to 30)</li> <li>Concept of Zero.</li> <li>Addition (Horizontal, Vertical)</li> <li>Backward numbers (50 to 0)</li> <li>Numbers from 200 to 300</li> <li>Table of 4</li> </ol>	<ol style="list-style-type: none"> <li>Ascending &amp; Descending Order</li> <li>Subtraction (Horizontal, Vertical)</li> <li>Money</li> <li>Time</li> <li>Table of 5</li> </ol>

<b>EVS</b>	[A] Activity	According to the monthly theme ( <b>I'm Special &amp; My amazing body</b> ) <ul style="list-style-type: none"> <li>Worksheets related to the chapters</li> </ul>	According to the monthly theme ( <b>Weather &amp; Nutrition</b> ) <ul style="list-style-type: none"> <li>Worksheets related to the chapters</li> </ul>	According to the monthly theme ( <b>Festivals, Calendar &amp; Go on Safari</b> ) <ul style="list-style-type: none"> <li>Worksheets related to the chapters</li> </ul>	According to the monthly theme ( <b>On the Way, Our Helpers &amp; Flashback</b> ) <ul style="list-style-type: none"> <li>Worksheets related to the chapters</li> </ul>
	[B] Oral & Written	<ul style="list-style-type: none"> <li>Pg. No. 4 to 9, 87 &amp; 88</li> </ul>	<ul style="list-style-type: none"> <li>Pg. No. 10 to 21, 89, 90, 91, 95 &amp; 96</li> </ul>	<ul style="list-style-type: none"> <li>Pg. No. 32 to 54, 92 &amp; 93</li> </ul>	<ul style="list-style-type: none"> <li>Pg. No. 58 to 81 &amp; 94</li> </ul>
<b>COMP. SCI.</b>	Skills [Practicals]	Ch.-1 Main parts of Computer	Ch.-2 Other parts of Computer Ch.-What Computer can do	Ch.- 4 Let's go to the Lab	Ch.-5 Computer and Us Ch.-6 Fun with Drawing and Painting (MS Paint)
<b>ART &amp; CRAFT</b>		<ul style="list-style-type: none"> <li>➤ <b>Drawing :</b> Pg. No. - 3 to 8</li> <li>➤ <b>Art</b> <b>Mandala Art</b> <ul style="list-style-type: none"> <li>Mandala pattern / Texture</li> <li>Dot Mandala</li> </ul> </li> <li>➤ <b>Craft :</b> <ul style="list-style-type: none"> <li>Balloon Art</li> <li>Warli Art</li> </ul> </li> </ul>	<ul style="list-style-type: none"> <li>➤ <b>Drawing :</b> Pg. No. - 9 to 16</li> <li>➤ <b>Art</b> <b>Mandala Art</b> <ul style="list-style-type: none"> <li>Pencil Mandala</li> </ul> </li> <li>➤ <b>Craft :</b> <ul style="list-style-type: none"> <li>Rainbow card (Sponge Painting)</li> <li>Underground veggies</li> </ul> </li> </ul>	<ul style="list-style-type: none"> <li>➤ <b>Drawing :</b> Pg. No. - 17 to 24</li> <li>➤ <b>Art</b> <b>Mandala Art</b> <ul style="list-style-type: none"> <li>Shape Mandala</li> </ul> </li> <li>➤ <b>Craft :</b> <ul style="list-style-type: none"> <li>Ganesha Craft</li> <li>Clock with paper</li> <li>Animal Face mask</li> </ul> </li> </ul>	<ul style="list-style-type: none"> <li>➤ <b>Drawing :</b> Pg. No. - 25 to 32</li> <li>➤ <b>Art</b> <b>Mandala Art</b> <ul style="list-style-type: none"> <li>DIY mandala</li> </ul> </li> <li>➤ <b>Craft :</b> <ul style="list-style-type: none"> <li>The school bus</li> <li>Photo Frame</li> </ul> </li> </ul>
<b>DANCE</b>		<ul style="list-style-type: none"> <li>Basic Steps of Dance</li> <li>Hands movement &amp; footsteps coordination, Claps &amp; Jumps, Warm Up &amp; Stretching.</li> </ul>	<ul style="list-style-type: none"> <li>Dance on Janamashtami Song</li> <li>Patriotic Song</li> </ul>	<ul style="list-style-type: none"> <li>Introduction of Bollywood free style dance</li> </ul>	<ul style="list-style-type: none"> <li>Introduction of Folk dance, Bhangra &amp; Rajasthani</li> <li>Dance on Songs Mera Wala Dance</li> </ul>
<b>Music</b>		<ul style="list-style-type: none"> <li>See the Sun Shining</li> <li>ये तारा वो तारा</li> </ul>	<ul style="list-style-type: none"> <li>National Song</li> <li>नेकी की राह पर तू चल</li> <li>भजन</li> </ul>	<ul style="list-style-type: none"> <li>Diwali Song</li> <li>Christmas Song</li> </ul>	<ul style="list-style-type: none"> <li>Patriotic Song</li> <li>School Song</li> </ul>
<b>PHYSICAL EDUCATION</b>	Drill Exercise & Yoga	<ul style="list-style-type: none"> <li>Mountain Pose</li> <li>Tree Pose</li> </ul>	<ul style="list-style-type: none"> <li>Butterfly Pose</li> <li>Cow Pose</li> </ul>	<ul style="list-style-type: none"> <li>Big Toe Pose</li> <li>Crocodile Pose</li> </ul>	<ul style="list-style-type: none"> <li>Surya Namaskar</li> <li>Chair Pose</li> </ul>

**Mrs. Anu Bhatia**  
Principal

**Mrs. Meena Singh**  
Academic Director