



Nursery

Sector-5, Jawahar, Nagar, Jaipur.

www.edmunds.ac.in

email : helpdesk@edmunds.ac.in

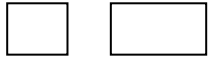





A Centrally Air-conditioned Hi-tech Pre-School

Syllabus

2023-24

		Assessment - I	Assessment - II	Assessment - III	Assessment - IV
ENGLISH	[A] Reading & Recognition	Introduction and recognition of Capital alphabets - L, T, H and I with Pictures and Phonics sounds • Pg.No. - 11, 12, 15 & 25	Introduction and recognition of Capital alphabets - E, F, A, V, X, K, W, M, N & Z with Pictures and Phonics sounds • Pg.No. - 6, 7, 2, 29, 31, 14, 16, 17, 30, 33	Introduction and recognition of Capital alphabets - D, C, B, G, P, R, U & J with Pictures and Phonics sound • Pg.No. - 2 to 19, 25, 28, 34	Introduction and recognition of Capital alphabets - A to Z with Pictures and Phonics sounds • Pg.No. - 2 to 35
	[B] Writing Skills	Strokes • Standing Lines () • Sleeping Lines (--) • Right Slanting Lines (/) • Left Slanting Lines (\) ➤ Alphabets : L, T, H and I	Strokes • Zig-zag lines (/ \ / \) ➤ Alphabets : E, F, A, V, X, K, W, M, N & Z	Strokes • Right Half Curve (()) • Left Half Curve ()) • Upper Curve (U) ➤ Alphabets : D, C, B, G, P, R, U & J ➤ Write letters A to N	Strokes • Cricle (O) • Alphabets O, Q, S • Write in order A to Z. • What comes before & after? • Write the missing letters. • Fill in the blanks
	Dictation	Alphabets : L, T, H and I	Alphabets : E, F, A, V, X, K, W, M, N & Z	Alphabets : A to N	A to Z
	[C] Communication Skills & Recitation	General Questions according to the monthly theme (I'm Special & My amazing body) Rhymes: I am Special & All about me	General Questions according to the monthly theme (Weather & Nutrition) Rhymes: Wishy-Washy Weather & Fruits	General Questions according to the monthly theme (Festivals, Calendar & Go on Safari) Rhymes: Holi, The Clock & Two little dicky birds	General Questions according to the monthly theme (On the Way, Our Helpers & Flashback) Rhymes: The Wheels on the bus & My Teacher
[D] Listening Comprehension	Story: A Lion and A Mouse Moral: Do Good Have Good	Story: The Greedy Dog Moral: Don't be greedy	Story: The farmer and the crane Moral: Bad company is harmful	Story: The Pedlar and the donkey Moral: There is no shortcut for hardwork	
HINDI	[A] Reading & Comprehension	स्वरोँ का ज्ञान कविता द्वारा - (अ से अ:) चित्र सहित पहचानना। पेज.न. 9	स्वरोँ का ज्ञान कविता द्वारा - (अ से अ:) चित्र सहित पहचानना। पेज.न. 9, 6, 7, 2 और 3	स्वर- अ से अ: तक चित्र सहित पहचानना। पेज.न. 2, 3, 6, 7, 12 और 13	स्वर- इ, ई, ओ, औ, ऐ, ए, स्वर अ से अ: तक चित्र सहित पहचानना। व्यंजन -क से ज तक का परिचय। चित्र सहित पहचानना। पेज.न. 2 से 21

	[B] Writing Skills	<p>Strokes</p> <ul style="list-style-type: none"> • Standing Lines () • Sleeping Lines (--) • Right Slanting Lines (/) • Left Slanting Lines (\) <p>➤ स्वर : ए</p>	<p>Strokes</p> <ul style="list-style-type: none"> • Lines (, -, /, \) • Left Half Curve () <p>➤ स्वर – ए, उ, ऊ, अ, आ</p> <p>➤ खाली स्थान भरो ।</p> <p>➤ चित्र का पहला अक्षर लिखो ।</p>	<p>Strokes</p> <ul style="list-style-type: none"> • Right Half Curve () • Left Half Curve () <p>➤ स्वर – उ, ऊ, अ, आ (दोहरान)</p> <p>➤ अं और अः</p> <p>➤ खाली स्थान भरो ।</p> <p>➤ चित्र का पहला अक्षर लिखो ।</p> <p>➤ उ, ऊ, अ, आ (दोहरान)</p>	<p>➤ स्वर– इ, ई, ओ, औ, ऐ</p> <p>➤ स्वर अ से अः तक</p> <p>➤ खाली स्थान भरो ।</p> <p>➤ इसके बाद क्या आता है?</p> <p>➤ भिन्न स्वर पर गोला लगाओ ।</p>
	Dictation		ए, उ, ऊ, अ, आ	अं और अः	अ से अः
	[C] Communication Skills & Recitation	सामान्य प्रश्नोत्तर विषय के अनुसार कविता – मेरा परिवार और छुट्टी	सामान्य प्रश्नोत्तर विषय के अनुसार कविता – बारिश आई और सब्जी	सामान्य प्रश्नोत्तर विषय के अनुसार कविता – दशहरा, घड़ी और तितली	सामान्य प्रश्नोत्तर विषय के अनुसार कविता – मेरी लाल रंग की कार और डॉक्टर भैया
	[D] Listening Comprehension	कहानी – शेर और चूहा कहानी से सीख : हमेशा एक दूसरे की मदद करे ।	कहानी – लालची कुत्ता कहानी से सीख : लालच बुरी बला है ।	कहानी – किसान और सारस कहानी से सीख : बुरी संगत हानिकारक है ।	कहानी – व्यापारी और उसका गधा कहानी से सीख : हमेशा ईमानदारी से अपना काम करें ।
ARITH	[A] Activity & Oral	<ul style="list-style-type: none"> • Count the Pictures • Recognise the numbers 1, 4 & 7 	<ul style="list-style-type: none"> • Count the Pictures • Counting from 0 to 10 	<ul style="list-style-type: none"> • Draw any one object related to given shapes. Find the way. • Recognise and Count (0 to 30) 	<ul style="list-style-type: none"> • Cricle the Odd one. Join the dots to complete the pictures. • Recognise and Count (0 to 50)
	[B] Mental Ability	<p>Recognition of Shapes</p> 	<p>Recognition of Shapes</p> 	<p>Recognition of Shapes</p> 	<p>Recognition of Shapes Revision of all</p>
	[C] Concept	<p>Grouping & Sorting</p> <ul style="list-style-type: none"> • Same - Different • Groups of object • Sorting 	<p>Comparison</p> <ul style="list-style-type: none"> • Left - Right • In the middle of • Big - Small 	<p>Comparison</p> <ul style="list-style-type: none"> • Long-Short • Tall-Short • Thik-Thin 	<p>Comparison</p> <ul style="list-style-type: none"> • Heavy-Light • More-Less • Near-Far
	[D] Written	<p>➤ Strokes</p> <ul style="list-style-type: none"> • Standing Lines () • Sleeping Lines (--) • Right Slanting Lines (/) • Left Slanting Lines (\) <p>Numbers : 1, 4, 7</p>	<p>➤ Strokes</p> <ul style="list-style-type: none"> • Right Half Curve () • Left Half Curve () <p>Numbers 9, 6, 5, 2, 3</p>	<p>➤ Strokes</p> <ul style="list-style-type: none"> • Circle (O) • Numbers 8, 0, 10 • Concept of "0" • Concept of "TO" • Write numbers from 0 to 30 • Write the missing numbers. • What comes between & after? 	<ul style="list-style-type: none"> • Numbers from 31 to 50 • Complete the pattern  <ul style="list-style-type: none"> • Write the missing numbers.
		[A] Activity & Oral	General Awareness about (I'm Special & My amazing body) Pg. No. 4, 5, 9, 16 & 20	According to the monthly theme (Weather & Nutrition) Pg. No. 2, 3, 17, 10, 11, 12 & 13	According to the monthly theme (Festivals, Calendar & Go on Safari) Pg. No. 21, 6, 7, 8
EVS	[B] Written	Pg. No. 4, 5, 9, 16 & 20 Worksheets related to	Pg. No. 2, 3, 17, 10, 11, 12 & 13 Worksheets related to	Pg. No. 21, 6, 7, 8 Worksheets related to the above lessons	Pg. No. 18, 19, 14 & 15 Worksheets related to

		the above lesson	the above lessons		the above lessons
ART & CRAFT		<ul style="list-style-type: none"> ➤ Drawing : Pg. No. 1 to 6 ➤ Art & Craft : <ul style="list-style-type: none"> • Thumb Impression (Draw faces & figure) • Hand Print-Fish 	<ul style="list-style-type: none"> ➤ Drawing : Pg. No. 7 to 16 ➤ Art & Craft : <ul style="list-style-type: none"> • Tulip Flower • Fruits & Vegetable Basket 	<ul style="list-style-type: none"> ➤ Drawing : Pg. No. 17 to 24 ➤ Art & Craft : <ul style="list-style-type: none"> • Ganesh • Chaturthi Craft • Aquarium 	<ul style="list-style-type: none"> ➤ Drawing : Pg. No. 25 to 32 ➤ Art & Craft : <ul style="list-style-type: none"> • Traffic Light • Finger Puppets
DANCE		Basic Steps of Dance	Dance on Janamashtami Song	Basics Steps of Western Dance	Dance on Songs
PHYSICAL EDUCATION		Drill Exercise & Yoga			

Mrs. Anu Bhatia
Principal

Mrs. Meena Singh
Academic Director