



## **St. Edmund's School**

**Play Group to 10+2 [CBSE Affiliated]**  
**Sector-5, Jawahar Nagar, Jaipur.**  
**Ph # 0141-2651084, 2653256**  
**Website : [www.edmunds.ac.in](http://www.edmunds.ac.in) /**  
**Email : [helpdesk@edmunds.ac.in](mailto:helpdesk@edmunds.ac.in)**

**SESSION 2025-26**

**CLASS - JUNIOR K.G.**

# **Summer Vacation Assignment**



Dear Parents,

Summer holidays are the time of the year when you get an opportunity to spend time with your child. Suggested activities for kids to do at home.

Here are some activities given to help your child to become independent and confident

1. Zipping & Unzipping.
2. Lacing Activity
3. Opening & Closing of lids of small & big containers.
4. Transferring objects with a spoon or tongs.
5. Tear a chapati and eat with vegetable.

**Suggested Movies to watch:**

1. The Jungle Book
2. Snow white & the seven dwarfs.
3. Any of your choice

**Suggested books**

Books are a man's best friend. Buy different picture colouring books and story books for your child. Let the child to practice picture reading and colouring the sheets in the colouring book. Like Fat cat on a mat.

**Get close to nature**

Take your child for regular morning walks to breathe in the fresh air. Make himself or herself aware of the benefits of the morning walk and tell them about different types of plants, flowers, and birds so he or she can generate love for nature.

**General Conversation:**

1. What is your name?
2. How old are you?
3. What is your father's name?
4. What is your mother's name?
5. Where do you live?





6. What is the name of your school?
7. What is the name of your class teacher?
8. Which is your favourite game?
9. Which is your favourite cartoon character?
10. Name of the national bird?
11. Name of the national animal?
12. Name of the national flower?
13. Who is the Prime Minister of India?

### **Parenting with playtime magic**

Play different games with your ward to encourage them to express freely and make them more responsible. It is going to increase their self-confidence and help them grow into an independent and confident child. Collect things that belong to different room in the house and ask your child to name the object and the room which they belong to. Help them to place things back at the right place.

### **Celebrate Father's Day**

"A father is someone who holds you when you cry,

Scolds you when you break the rules,

Shine with pride when you succeed

And has faith in you even when you fail"

Celebrate father's day with your father on (15<sup>th</sup> June) and send any 1 picture.

### **NOTE:**

- 1. Activities should be done under parents supervision.**
- 2. All work should be done in a separate file.**
- 3. Worksheets should be submitted separately.**



### Q.3 Make Alphabet Matching. (Capital and Small Letters)

( Paste small lettlers on wooden clips )





Q.4 Read one short story and draw 3 scenes: beginning, middle, and end. Label them with 1-2 words.

**HINDI**

"आइए हिंदी व्यंजन (व्यंजन) का पता लगाने के लिए एक मजेदार यात्रा शुरू करें! प्रत्येक व्यंजन को अपने परिवार के साथ जोर से बोलने का अभ्यास करें: क (का), ख (खा), ग (गा), घ (घा), च (चा), छ (छा), ज (जा), झ (झा), ट (ता), और थ (था)। वस्तुओं को चित्रित करके या प्रत्येक व्यंजन से शुरू होने वाले रंगीन चित्रों को चिपकाकर अपना स्वयं का लघु चित्र शब्दकोश बनाएं (प्रत्येक व्यंजन के 2 चित्र)। ) .अपने घर या आस-पड़ोस के आसपास 'व्यंजन ढूंढें' जैसे गेम खेलें। अपने

अवकाश के दौरान ऐसे गीत या कविताएं गाएं जिनमें ये व्यंजन हों। हिंदी व्यंजनों की अद्भुत दुनिया की खोज का आनंद लें!"





Arithmetic  
Let's make learning fun!

Q1. Write numbers from 0 to 100 . (3 times).

Q2. Make a colorful Moving Wheel Craft


Instructions:

Use cardboard for the base and ice-cream sticks for the wheel.

Paste colorful circles and write numbers 0 to 9.

Fix the wheel so it can rotate.

Decorate neatly.





Q3. Make a colorful 'Before and After Numbers' flip chart using empty matchboxes.

Instructions:

Use empty matchboxes to make small flip sections.


Stick the matchboxes on a cardboard or thick sheet.

Write one number on each matchbox (center).

Under left flap: write Before number.

Under right flap: write After number.

Decorate nicely with colors.





## EVS

### Q1. Make Fruits and Vegetables Sorting Game

#### Instructions:


Make a sorting board like the one shown in the picture.

Draw or paste pictures of different fruits and vegetables on small cards.

Make two sections: Fruits and Vegetables.

Use strings or rubber bands to make rows on a cardboard sheet.

Sort and place each card under the correct section (Fruits or Vegetables).





## Q.2 Make Creative Table Mat

### Instructions :

Take an A4 size sheet .

Decorate it beautifully like a table mat (placemat) — you can paste your own photograph in the center of the plate area.

You can color, decorate, and design the mat using crayons, sketch pens, stickers, or any creative material you like.

After completing the decoration, get it laminated to protect your artwork.





## ART & CRAFT

- Make a beautiful socks puppet and hand puppet
- Objective: Encourage creativity and hand-eye coordination.
- Materials Required:
  - Clean sock (any color)
  - Googly eyes
  - Small pom-poms
  - Felt sheets (for tongue, mouth)
  - Craft glue
  - Black marker
- Steps to Make:
  - Take a clean sock and wear it on your hand to see how it opens like a mouth.
  - Stick googly eyes on the top.
  - Attach pom-poms to create cheeks.
  - Use felt sheet to create tongue/mouth inside.
  - Draw little details like eyebrows or nose with marker.
- Reference Image:





## Q.2 Make an Animal Face Mask

Objective: Develop imagination and creativity using simple materials.

### Materials Required:

Colored paper sheets

Ice cream sticks

Scissors (to be used under adult supervision)

Craft glue

Sketch pens

Decorative items like googly eyes, cotton, etc.

### Steps to Make:

Cut colored sheets into animal faces (Lion, Tiger, Zebra, etc.)

Decorate with stripes, whiskers, and other details.

Paste an ice cream stick to hold the mask.

Your fun animal masks are ready!

### Reference image



### Instructions for Parents:

Help your child where needed but let them do maximum work.

Use safe, child-friendly materials.

Submit both the puppet and mask carefully packed in a file/folder after vacation.

**HAPPY SUMMER VACATIONS!**

**School will reopen on Wednesday 02 July, 2025.  
(08:30 am to 12:30 pm)**