







Holiday Home Work-2025

Std.- I

SUBJECTS	Homework
English	<p>1-"My Word Tree"</p> <p>To inculcate reading skills, read storybooks. It could be</p> <ul style="list-style-type: none"> * Fairy Tales * Cinderella * Snow White * Stories from Panchatantra <p>Display the new words you have learnt from the stories on A Word Tree.</p> <p>2-Picture Composition</p> <p>Describe the pictures using simple sentences.</p>  <p>3-Do practice of English cursive handwriting in a separate 4-Lined notebook to increase writing speed.</p> <p>5-Practice English conversation on Self-Introduction</p>
Hindi	<p>1 मेरी दिनचर्या</p> <p>किसी भी एक विशेष दिन की दिनचर्या के बारे में लिखिए व चित्र चिपकाइए।</p> <p>2. सप्ताह/महीनो के नाम</p> <p>(एक चार्ट पेपर पर सप्ताह के दिन/महीनो के नाम लिखकर चित्र स्टीकर आदि की सहायता से सुसज्जित करें)</p> <p>3. पांच पृष्ठ सुलेख लिखें।</p> <p>4. अपना परिचय देने का अभ्यास कीजिए।</p>
Mathematics	<p>1-Look around your house and collect the data in numbers, and note down</p> <p>House number</p> <p>Number of bottles in fridge</p> <p>Number of books on a study table</p>

	<p>Number of chairs in the living room Number of pillows on the bed Number of spoons in a spoon stand Number of your toys</p> <p>2- "Let's Make a Piggy Bank!"</p> <p>This holiday, let's become little savers! Create your own Piggy Bank using clay, cardboard, or any recycled materials you have at home. Be as creative as you like! You can make it in the shape of a pig, a house, or even your favourite cartoon character! Decorate it with colors, paper, or stickers—and don't forget to leave a small slot to drop coins in.</p> <p>3-Learn number names 0 to 20 & tables 2 to 10</p>
<p>EVS</p>	<p>1. My school, my pride (Draw the picture of our school on a chart paper and decorate it. Write the name of the school, a few school lines. Paste the '50 years 'logo of the school.</p> <p>2. Animal World – Let's Explore! (A) Paste and Learn: Paste the pictures of the following animals along with their shelters: 4 Pet Animals and where they live (e.g., dog – kennel) 4 Domestic Animals and their shelters (e.g., cow-shed) 4 Wild Animals and their shelters (e.g., lion – den)</p> <p>Use colorful images and label them neatly. (B) My Favourite Animal: Choose your favourite animal and write 5 interesting lines about it. You may write about: What it eats Where it lives What it looks like Why do you like it Any fun facts about it You can decorate the page with drawings or stickers too!.</p> <p>3. " My Bird Café Diary" This holiday, turn your home into a tiny café for our feathered friends! What to do: 1. Set up your bird feeder in a safe outdoor spot. 2. Give your bird café a fun name (like The Flying Feast or Chirpy's Corner). 3. Click a picture of yourself with your bird feeder.</p>

	<p>4. Observe and click pictures daily while birds come to feed.</p> <p>5. Maintain a “Bird Café Diary” — write the date, time, and describe (or draw) the bird visitors.</p> <p>6. Share your diary and favorite photo when school reopens!</p>
Computer Science	<p>1) Collect some images, like images of homes, schools, offices, banks, railway stations, and other places where you have seen computers. After collecting, paste them and write the uses of the computer at those places.</p> <p>2) Draw or paste pictures of any five applications used by your parents in their smartphones.</p>
Drawing	<p>Art: Make a beautiful painting.</p>  <p>1. Craft: Make different types of finger puppets like animals, fruit, and fairy tale characters. (Using- paper, cloth, googly eyes).</p>  <p>"A Golden Journey of 50 years of Our School"</p> <p>2. Make the designer badge using the official "50 years celebration Logo".</p>  <p>Note : "During the summer holidays make a Piggy Bank, Put some money in it daily and save regularly. later, (after summer holidays) deposit the saved amount into the National Defence Fund (NDF)"</p>