



A Centrally Air-conditioned Hi-tech Pre-School
Sector-5, Jawahar, Nagar, Jaipur.


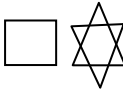
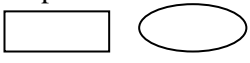
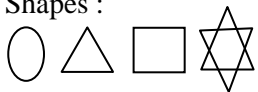
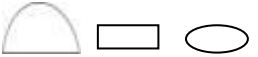

www.edmunds.ac.in email : helpdesk@edmunds.ac.in



Nursery

Syllabus 2013-14

		(April to May) Semester-I	(Aug. – Sept.) Evaluation-II	(Oct.-Dec.) Evaluation-III	(Jan.-March) Evaluation-IV
ENGLISH	[A] Reading	Book Reading of alphabets : L, T, I and H.	Book Reading of alphabets : E, F, N, A, B, C and D.	Book Reading of alphabets : G, K, M, O, P, Q and R.	Book Reading of alphabets : S, T, U, V, W, X Y and Z.
	Comprehension	Recognize the pictures related to alphabets L,T,I and H.	Recognize the pictures related to alphabets E, F, N, A, B, C and D.	Recognize the pictures related to alphabets G, J, K, M, O, P, Q and R.	Recognize the pictures related to alphabets : S, T, U, V, W, X, Y and Z
	[B] Writing	Work Book pages related to the capital alphabets	Work Book pages related to the capital alphabets	Work Book pages related to the capital alphabets	Work Book pages related to the capital alphabets
	Creative Writing	Standing and Sleeping lines (, -) Alphabets : L, T, I and H	Alphabets : E, F, N, A, B, C, D. Write in order A to F What comes after	Alphabets : G, J, K, M, O, P, Q, R. Write in order A to R. What comes after What comes between	Alphabets – S,T,U,V,W,X,Y and Z Write in order A to Z Fill in the missing alphabets.
	Dictation	L, T, I and H	E, F, N, A, B, C and D	G,J,K,M,O,P,Q and R	S,T,U,V,W,X,Y and Z
	[C] Speaking Conversation	General Questions	General Questions	General Questions	General Questions
	Recitation	Pg.No. 3 to 9	Pg.No. 10 to 16	Pg.No. 17 to 24	Pg.No. 25 to 32
HINDI	[D] Listening Comprehension	Unseen Comprehension	Unseen Comprehension	Unseen Comprehension	Unseen Comprehension
	[A] Reading	पेज नं.- 6, 7	पेज नं.- 2,3,13	पेज नं.- 11,12,9,10	पेज नं.- 4,5,8
	Comprehension	स्वर-उ, ऊ को चित्र सहित पहचानना ।	स्वर-अ, आ, अं और अः को चित्र सहित पहचानना ।	स्वर-ओ, औ, ए, ऐ को चित्र सहित पहचानना ।	स्वर-इ, ई और ऋ को चित्र सहित पहचानना ।
	[B] Writing	सुलेख ।	सुलेख ।	सुलेख ।	सुलेख ।
	Creative Writing	स्वर- उ, ऊ	स्वर-अ, आ, अं और अः इसके बाद क्या आता है?	स्वर-ओ, औ, ए, ऐ इसके बाद क्या आता है?	स्वर-इ, ई और ऋ । अ से अः तक । रिक्त स्थान भरो ।
	Dictation	उ, ऊ	अ, आ, अं और अः	ओ, औ, ए, ऐ	इ,ई और ऋ ।
	[C] Speaking Conversation	सामान्य प्रश्नोत्तर ।	सामान्य प्रश्नोत्तर ।	सामान्य प्रश्नोत्तर ।	सामान्य प्रश्नोत्तर ।
	Recitation	पेज नं.- 2 से 9	पेज नं.- 10 से 19	पेज नं.- 20 से 29	पेज नं.- 30 से 40
	[D] Listening Comprehension	कहानी पर आधारित प्रश्नोत्तर ।	कहानी पर आधारित प्रश्नोत्तर ।	कहानी पर आधारित प्रश्नोत्तर ।	कहानी पर आधारित प्रश्नोत्तर ।

		(April-July) Evaluation-I	(Aug. – Sept.) Evaluation-II	(Oct.-Dec.) Evaluation-III	(Jan.-March) Evaluation-IV
MATHS	[A] Activity	Count the Beads Count the Blocks Construct the Blocks Recognize the numbers: 1,7,9,4	Count the Pencils Construct the Block Recognize the numbers: 3,2,6,8,5	Draw any one object related to given shapes Find the Way	Ring the odd one Join the Dots
	[B] Mental Ability	Shapes :  Concept of : Same – Different	Shapes :  Concept of : Big – Small	Shapes :  Concept of : Heavy - Light Tall - Short	Shapes :   Concept of : Long - Short
	[C] Written Work	Numbers : 1,7, 9, 4	Numbers : 3, 2, 6, 8, 5 Write in order 0 to 10	Numbers : 11 to 30 Fill in the blanks What comes after	Numbers : 31 to 50 Complete the pattern  3,4, 5.....
ENV. SC.	[A] Activity	Worksheets Related to the topics	Worksheets Related to the topics	Worksheets Related to the topics	Worksheets Related to the topics
	[B] Oral	Body Parts Action Words	Fruits Vegetables	Animals Birds Colours	Clothes Living – Non Living Things
DRAWING		Pg. No. 1 to 6 from Paint Shop	Pg. No. 7 to 12 from Paint Shop	Pg. No. 13 to 18 from Paint Shop	Pg. No. 19 to 24 from Paint Shop
ART & CRAFT		1. Make a Pinwheel 2. Make Crown with glitters	1. Make a Butterfly with colourful bindis 2. Hand Puppet (Doll)	1. Make Tortoise with tissue paper pasting 2. Make a water bird with palm impression	1. Make a snowman with socks 2. Candy Pouch
DANCE		Dance on : 1. ‘Chanda Chamke’ & ‘Chhota Bachha’ 2. Janmashtami Preparation	Preparation of : ‘Annual Function’	Christmas Preparation and Picturization of Circus	Dances on : New Songs
YOGA		1. सिद्धासन 2. कमलासन या त्रिकोणासन 3. श्वासन	1. व्रजासन 2. त्रिकोणासन 3. हलासन	1. बालासन 2. मकरासन 3. अनन्तासन	1. उत्तानपादासन 2. भुजांगासन या सर्पासन 3. पवनमुक्तासन


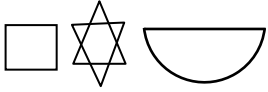


K.G.

Syllabus

2013-14

		(April-July) Evaluation-I	(Aug. – Sept.) Evaluation-II	(Oct.-Dec.) Evaluation-III	(Jan.-March) Evaluation-IV
ENGLISH	[A] Reading	Book Reading of Cursive alphabets: Nn, Mm, Cc, Kk, Hh, Tt, Ff, Aa, Oo, Qq	Book Reading of Cursive alphabets: Bb, Pp, Dd, Rr, Ll, Uu, Vv, Ww, Yy	Book Reading of Cursive alphabets: Ee, Gg, Ii, Jj, Xx, Ss and Zz	Two and three letter words.
	Comprehension	Pg. No. 3,5,8,10,13,15,16, 17, 19	Pg. No. 4,6,11,14,18, 23,24,25, 27	Pg. No. 7,9,11,12,21, 26, 28	Two and three letters words (Sound words of a,e, i,o, u)
	[B] Writing	Revision of capital alphabets A to Z	Worksheet related to Cursive Alphabets	Worksheet related to Cursive alphabets : Ee, Gg, Jj, Xx, Ss and Zz	Worksheet related to sound words
	Creative Writing	Nn, Mm, Cc, Kk, Hh, Tt, Ff, Aa, Oo and Qq	Bb, Pp, Dd, Rr, Ll, Uu, Vv, Ww, Yy	‘a’ sound words. Fill in the blanks What comes after	Fill-ups of all sound words. Name of body parts. Name of pet animals. Use of (in/on)
	Dictation	Nn,Mm,Cc,Kk,Hh, Tt, Ff, Aa,Oo and Qq	Bb,Pp,Rr,Ll,Uu,Vv, Ww, Yy, Dd	Alphabets Aa to Zz ‘a’ sound words	Sound words (a,e,i,o,u)
	[C] Speaking Conversation	General Questions	General Questions	General Questions	General Questions
	Recitation	Pg. No. 3 to 9	Pg. No. 10 to 16	Pg. No. 17 to 24	Pg. No. 25 to 32
HINDI	[D] Listening	Unseen Passage	Unseen Passage	Unseen Passage	Unseen Passage
	Comprehension	All work done in the note-book	All work done in the note-book	All work done in the note-book	All work done in the note-book
	[A] Reading	स्वर-अ से अ: तक	व्यंजन-क से य तक पढ़ना व पहचानना।	व्यंजन-क से ज्ञ तक पढ़ना व पहचानना।	दो,तीन, चार अक्षर के शब्द व आ की मात्रा के शब्द पढ़ना।
	Comprehension	पेज नं. 3 व 4 व्यंजन-क से ढ तक पहचानना व पढ़ना पेज नं. 5 व 6	पेज नं. 5, 6, 7	पेज नं. 5,6,7,8,10,21	पेज नं. 31, 34, 40, 42
	[B] Writing	सुलेख।	सुलेख।	सुलेख।	सुलेख।
	Creative Writing	व्यंजन क से ढ तक, इसके पहले, बाद व बीच में क्या आता है? खाली स्थान भरो।	व्यंजन क से व तक। इसके पहले, बाद व बीच में क्या आता है? खाली स्थान भरो।	व्यंजन क से ज्ञ तक। खाली स्थान भरो, चित्र पहचानकर पहला अक्षर लिखो। दो अक्षर के शब्द।	दो,तीन,चार अक्षर के शब्द व आ की मात्रा के शब्द लिखो। रंगों व सब्जियों के नाम।
	Dictation	व्यंजन क से ढ तक एवं सुलेख।	व्यंजन क से व तक एवं सुलेख।	व्यंजन क से ज्ञ तक, दो अक्षर के शब्द एवं सुलेख।	दो, तीन, चार अक्षर व आ की मात्रा के शब्द। सुलेख।
	[C] Speaking Conversation	सामान्य प्रश्नोत्तर	सामान्य प्रश्नोत्तर	सामान्य प्रश्नोत्तर	सामान्य प्रश्नोत्तर
	Recitation	पेज नं. 3 से 9 तक	पेज नं. 10 से 16 तक	पेज नं. 11 से 24 तक	पेज नं. 24 से 32 तक
	[D] Listening	कहानी पर आधारित प्रश्नोत्तर।	कहानी पर आधारित प्रश्नोत्तर।	कहानी पर आधारित प्रश्नोत्तर।	कहानी पर आधारित प्रश्नोत्तर।
	Comprehension				

		(April-July) Evaluation-I	(Aug. – Sept.) Evaluation-II	(Oct.-Dec.) Evaluation-III	(Jan.-March) Evaluation-IV
MATHS	[A] Activity	1. Same and Different 2. Big & Small	1. One to One 2. More or Less	1. Tall and Short 2. Long Short	1. Heavy/ Light 2. Thick / Thin
	[B] Mental Ability	Join the Dots. Shapes : 	Odd one out Shapes : 	What comes next?	Coins & Notes
	[C] Written Work	Numbers 1 to 50 What comes after, before and between	Count and write Numbers 51 to 100 After before and between	Numbers 101 to 150 Backward Counting (10-0)	1. Addition 2. Subtraction 3. Number Names (0-10)
ENV. SC.	[A] Activity	Worksheet related to the topics	Worksheet related to the topics	Worksheet related to the topics	Worksheet related to the topics
	[B] Oral	Pages 29-34 from My Little Pictionary.	Pages 35-40 from My Little Pictionary.	Pages 41-47 from My Little Pictionary.	Pages 48-52 from My Little Pictionary.
DRAWING		Pages (1to6) from Paint Shop	Pages (7to12) from Paint Shop	Pages (13to18) from Paint Shop	Pages (18to24) from Paint Shop
ART & CRAFT		1. Teddy Bear Holder 2. Make Peacock with folded paper	1. Make a Crown with hand impression 2. Witch-cloth pasting	1. Eye Mask (Butterfly) 2. Bird and Nest (Grass Pasting)	1. Make a Dinosaur with colourful thermacol balls 2. Make a snowman with socks
DANCE		Dance on : 1. 'Chanda Chamke' & 'Chhota Bachha' 2. Janmashtami Preparation	Preparation of : 'Annual Function'	Christmas Preparation and Picturization of Circus	Dances on : New Songs
YOGA		1. सिद्धासन 2. कमलासन या पद्मासन 3. श्वासन	1. ब्रजासन 2. त्रिकोणासन 3. हलासन	1. बालासन 2. मकरासन 3. अनन्तासन	1. उत्तानपादासन 2. भुजांगासन या सर्पासन 3. पवनमुक्तासन



A Centrally Air-conditioned Hi-tech Pre-School
Sector-5, Jawahar, Nagar, Jaipur.

www.edmunds.ac.in email : helpdesk@edmunds.ac.in



Prep.

Syllabus

2013-14

		(April-July) Evaluation-I	(Aug. – Sept.) Evaluation-II	(Oct.-Dec.) Evaluation-III	(Jan.-March) Evaluation-IV
ENGLISH	[A] Reading Comprehension	Book Reading of Vowels (a,e,i,o,u) Pg. No. 6 to 54	Book Reading of One-Many and Prepositions Pg.No. 55 to 58 and 65 to 69	Book Reading of This, That, These and Those. Pg. No. 59 to 64	Book Reading of a, an and am Pg. No. 71 to 76
	[B] Writing Creative Writing	Work book pages related to topics	Work book pages related to topics	Work book pages related to topics	Work book pages related to topics
		Cursive Aa to Zz	Make sentences with Vowels and Rhyming words.	Colours and Missing words.	Opposites, Genders, 5 Lines on Myself, any fruit and animal
	Dictation	Two and Three letter words	Two and Three letter words	Three and Four letter words	Three and Four letter words
	[C] Speaking Conversation	General Questions	General Questions	General Questions	General Questions
	Recitation	Pg.No. 3 to 9	Pg.No. 10 to 16	Pg.No. 17 to 24	Pg.No. 25 to 32
HINDI	[D] Listening Comprehension	Unseen Comprehension	Unseen Comprehension	Unseen Comprehension	Unseen Comprehension
	[A] Reading Comprehension	पेज नं. 7 से 26 (आ से उ की मात्रा)	पेज नं. 27 से 43 (ऊ से ओ की मात्रा)	पेज नं. 44 से 54 (औ से ऐ की मात्रा)	पेज नं. 55 से 60 अः से र(,) की मात्रा
	[B] Writing	सुलेख ।	सुलेख ।	सुलेख ।	सुलेख ।
	Creative Writing	दो,तीन एवं चार अक्षर के शब्द ।	अंग एवं रंग ।	फल, सब्जी एवं जानवर ।	गिनती (1 से 10) विलोम शब्द, वचन बदलो, लिंग बदलो, वाक्य बनाओ । तीन वाक्य लिखो—स्वयं पर, कोई भी एक जानवर एवं फल ।
	Dictation	पेज नं. 7 से 26	पेज नं. 27 से 43	पेज नं. 44 से 54	पेज नं. 55 से 60
	[C] Speaking Conversation	सामान्य प्रश्नोत्तर ।	सामान्य प्रश्नोत्तर ।	सामान्य प्रश्नोत्तर ।	सामान्य प्रश्नोत्तर ।
	Recitation	पेज नं. 3 से 9	पेज नं. 10 से 16	पेज नं. 17 से 24	पेज नं. 25 से 32
	[D] Listening Comprehension	कहानी पर आधारित प्रश्नोत्तर ।	कहानी पर आधारित प्रश्नोत्तर ।	कहानी पर आधारित प्रश्नोत्तर ।	कहानी पर आधारित प्रश्नोत्तर ।

		(April-July) Evaluation-I	(Aug. – Sept.) Evaluation-II	(Oct.-Dec.) Evaluation-III	(Jan.-March) Evaluation-IV
MATHS	[A] Activity	1. Find the Way 2. Complete the sequence	1. More or Less 2. Match the Pairs	1. Fun with Ordinal no. 2. Fun with Shapes	1. Ones and Tens 2. Spot the Difference
	[B] Tables	Table -2	Table – 3	Table – 4	Table – 5
	[C] Mental Ability	1. Missing Numbers 2. Climbing Ladders	1. Small and Large Numbers 2. Ones and Tens	1. Greater than and less than 2. Ascending and Descending order	1. Time 2. Even and Odd
	[D] Written Work	1. Numbers 1-100 2. Before and After 3. No. names 1-20	1. Numbers 101-200 2. No. Names 21-50 3. Backward Nos. 20-0	1. Numbers 201-300 2. No. Names 51-90 3. Backward Nos. 50-0	1. Addition } with carry 2. Subtraction } & borrow 3. Multiplication sums of single digit
ENV. SC.	[A] Activity	Work-sheet related to the topics	Work-sheet related to the topics	Work-sheet related to the topics	Work-sheet related to the topics
	[B] Oral	Pages (29-37) from My Little Pictionary	Pages (38-47) from My Little Pictionary	Pages (48-57) from My Little Pictionary	Pages (58-64) from My Little Pictionary
COMP.SC.	[A] Skills (Practicals)	Make friendly with computer in an interesting way	Use of all computer parts	Introduction of some important computer terms which help them to understand the things in computer environment	Uses of tools of Paint Brush
	[B] Theory	L.-1	L.-2,3	L.-4	L.-5
DRG.		Pg. No. (1-6) from Paint Shop	Pg. No. (7-12) from Paint Shop	Pg. No. (13-18) from Paint Shop	Pg.No. (19-24) from Paint Shop
ART & CRAFT		1. Make sheep with waste material 2. Caterpillar making with socks	1. Make Rabbit face with paper plate 2. Make Tortoise with leaf bowl.	1. Make Owl with paper Plates 2. Floating diya-making and decorating with coloured stars.	1. Make Clown face with thermocol glass. 2. Make Dholak with thermocol glass.
DANCE		Dance on : 1. 'Chanda Chamke' & 'Chhota Bachha' 2. Janmashtami Preparation	Preparation of : 'Annual Function'	Christmas Preparation and Picturization of Circus	Dances on : New Songs
YOGA		1. सिद्धासन 2. कमलासन या त्रिकोणासन 3. श्वासन	1. व्रजासन 2. त्रिकोणासन 3. हलासन	1. बालासन 2. मकरासन 3. अनन्तासन	1. उत्तानपादासन 2. भुजांगासन या सर्पासन 3. पवनमुक्तासन

Dr. (Mrs.) Pooja Singh
Principal

Mrs. Meena Singh
Academic Director



A Centrally Air-conditioned Hi-tech Pre-School
Sector-5, Jawahar, Nagar, Jaipur.






www.edmunds.ac.in email : helpdesk@edmunds.ac.in



Play Group

Syllabus
2013-14

		Semester-I (April to May)		Semester-II (July to Sept.)	
ENGLISH	[A] Reading Comprehension	Book Reading of alphabets A to D Pg. No. 3 to 6	Book Reading of Alphabets E to J Pg.No. 7 to 12	Book Reading of alphabets K to R Pg.No. 13 to 20	Book Reading of alphabets S to Z Pg.No. 21 to 28
	[B] Writing	Worksheet No. 4 from Magknowlia Drawing book	Worksheet No. 4 from Magknowlia Drawing book	Worksheet No. 5 from Magknowlia Drawing book	Worksheet No. 5 from Magknowlia Drawing book
	[C] Speaking Conversation Recitation	General Questions Pg. No. 3, 5 and 10	General Questions Pg.No. 4, 6 and 8	General Questions Pg.No. 7,11,15 and 16	General Questions Pg.No. 9,12,13and 14
	[D] Listening Comprehension	Unseen Comprehension	Unseen Comprehension	Unseen Comprehension	Unseen Comprehension
HINDI	[A] Reading Comprehension	पेज नं. 1 एवं 2 (अ, आ)	पेज नं. 3, 4 एवं 5 (इ, ई, उ)	पेज नं. 6, 7, 8 व 9 (ऊ, ऋ, ए, ऐ)	पेज नं. 10, 11, 12 एवं 13 (ओ, औ, अं, अः)
	[B] Writing	Worksheet No.2 from Magknowlia Drawing Book	Worksheet No.2 from Magknowlia Drawing Book	Worksheet No.3 from Magknowlia Drawing Book	Worksheet No.3 from Magknowlia Drawing Book
	[C] Speaking Conversation Recitation	सामान्य प्रश्नोत्तर पेज नं. 1,2,3, 4	सामान्य प्रश्नोत्तर पेज नं. 5,6,7,8	सामान्य प्रश्नोत्तर पेज नं. 9,10,11,12	सामान्य प्रश्नोत्तर पेज नं. 13,14,15,16
	[D] Listening Comprehension	अपठित गद्यांश	अपठित गद्यांश	अपठित गद्यांश	अपठित गद्यांश

		Semester-I (April to May)		Semester-II (July to Sept.)	
MATHS	[A] Activity	Concept of Full-Empty Recognition of the shape : Circle 	Concept of Long-Short Recognition of the shape : Triangle 	Concept of Thick-Thin Recognition of the shape : Square 	Arrange the Puzzles Recognition of the shape : Rectangle  Star 
	[B] Mental Ability	Recognition of Numbers (0 to 3) Count Objects (up to 3)	Recognition of Numbers (4 to 8) Count objects (up to 5)	Recognition of Numbers (9 to 12) Count Objects (up to 7)	Recognition of Numbers (13 to 20) Count Objects (up to 10)
	[C] Written Work	Worksheet No. 1 from Magknowlia Drawing Book	Worksheet No. 1 from Magknowlia Drawing Book	Worksheet No. 7 from Magknowlia Drawing Book	Worksheet No. 7 from Magknowlia Drawing Book
ENV. SC.	[A] Activity	Worksheet related to the topics.	Worksheet related to the topics.	Worksheet related to the topics.	Worksheet related to the topics.
	[B] Oral	Colours	Body Parts	Fruits & Vegetables	Animals
DRNG.		Worksheet No. 11	Worksheet No. 6 & 8	Worksheet No. 9 & 10	Girl Figure Boy Figure
ART & CRAFT		1. Paper Plate (Fish) 2. Aeroplane-making using silver foil	1. Eye mask decorated with glaze paper 2. Face of Bunny with using paper plate	1. Decorate candle with glitter 2. Make birthday cap decorated with thermocol balls	1. Make Peacock by Broomsticks. 2. Paper Plate (lady Bird)
DANCE		Dance on 'Chhota Bachha' and 'Chanda Chamke' Janmashtami Preparation	Preparation of Annual Function	Christmas Preparation + Picturization of Circus	Dance on New Songs.
YOGA		1. सिद्धासन 2. कमलासन या पद्मासन 3. श्वासन	1. ब्रजासन 2. त्रिकोणासन 3. हलासन	1. बालासन 2. मकरासन 3. अनन्तासन	1. उत्तानपादासन 2. भुजंगासन या सर्पासन 3. पवनमुक्तासन

Dr. (Mrs.) Pooja Singh
Principal

Mrs. Meena Singh
Academic Director